



Photographic Images and clip art used in good faith and without permission.



Completed by the staff of
Sunningdale School

JW14



SUNNINGDALE SCHOOL

Home learning
&
Development Opportunities



Class:

Class 7

Topic:

Go Wild!

JW14



Sunningdale School

Ideas for Home learning & Development Opportunities

The following booklet has been created by staff at Sunningdale School to give parents, carers and families some support and guidance with activities and opportunities they might like to do with their children at home.

Where possible staff have linked these to 'subject specific' learning areas although many of them will be cross contextual and relevant to development in a number of areas. They are categorised under the areas of:

- Cognition and Learning
- Communication and Interaction
- Sensory and Physical Development
- Social, Emotional and Mental Health

Grow cress in an egg shell



Read or sequence an Easter story

Name: _____



More ideas & activities...

Have an egg and spoon race



Hold a family Easter Egg decorating competition



Other Ideas...



Please also have a look at the following links on the school website that have a range of ideas for pupils including a .pdf version of our outdoor learning booklet.

<http://www.sunningdaleschool.com/blogs/onlinegames.htm>

<https://www.pinterest.co.uk/sunningdalescho/>
<http://www.sunningdaleschool.com/downloadable/smsc%20outdoor%20learning%20booklet%20jwaller.pdf>

<http://www.sunningdaleschool.com/blogs/pupilyoutube.htm>

A little bit about play...

Children discover and learn about their world when they play. Play develops imagination and creativity and gives children practice in the social skills they need in the wider world. Children do not play for reward or because someone told to- They play because it is fun! By playing with one another, children learn social rules such as waiting, taking turns, cooperation and sharing things. Children usually go through stages of play as they grow. Children with SLD and PMLD will be unlikely to go through the stages of play at the ages defined by Child Development theories but they will still potentially go through them. It is therefore important to create opportunities for children with SLD and PMLD to experience each of the stages. JW.

Solitary Play

A child is in a room full of other children, but he or she is playing alone and not paying attention to

Spectator

Observe other children playing around him or her but will not play with them.

Associative Play


Children are playing the same game, but they are not working together or connecting with one another

Parallel Play

Children are playing a game or activity. They are playing next to each other, but they are not talking or doing the same activity.

Cooperative Play

Children are working together to play a game.



Easter Egg Potato Prints:



Foot Prints Bunnies

Education is not
the filling of a pail,
but the lighting
of a fire.

- William Butler Yeats

Other ideas & activities...

Easter Themed Activities:


Easter Sensory Bottle

You will need:

- 2 empty water bottles
- Glitter
- Blue food colouring
- Multicoloured pom-poms
- Mini plastic Easter eggs
- Glue

Method:

1. You can make 2 different kinds of bottles – a dry one and a wet one.
2. For the dry one, put the eggs and pom-poms in the bottle.
3. Glue the lid on the top so that nothing falls out.
4. The eggs will make a great sound when shaken.
5. For the wet bottle, fill the bottle $\frac{3}{4}$ of the way with blue coloured water.
6. Add the pom-poms and glitter.
7. Glue the lid on and give the bottle a good shake.
8. The eggs in this wet bottle will float at the top.



Developing & Growing

Language Development:

Outdoor play activities are very powerful tools for developing a child's language or communication. This will be integral to social relationships and communication will be required to develop and support these.

Physical Development

Many outdoor activities can directly or indirectly develop gross and fine motor skills. Physical activities will also develop confidence in a specific environment (e.g. Forest School or Wildlife area).

Social Development

Outdoor learning will help a child to develop social skills such as taking turns and sharing and they will become aware of the emotions of others and start to slowly be able to take those emotions into account.

Emotional Development

All types of Play are useful as a means for a child to express their feelings, both negative and positive... Outdoors children can be taught to care for living things and build confidence in a less structured and natural environment.

Cognitive Development

Through any type of play or activity, a child has opportunities to develop ideas. Through outdoor learning they are able to investigate unusual materials, attempting more unusual activities and use resources in different ways.





topic Go Wild!

Communication & Interaction


Talk about different groups of animals: wild animal, farm animals, dinosaur etc. Ask the children to draw a picture of their favourite animal and talk about it. Why do they like it? What does it look like? Does it have a name?

Sensory

Find cuddly toys and let them feel the textures and listen to animal sounds. https://www.youtube.com/watch?v=BDYUV7tx_pM

The story we will be doing next week will be "The tiger who came to Tea" Go for a hunt around the house finding different food—make it fun by timing how long it takes or have a race with your child to see who can find it the quickest.

<https://www.youtube.com/watch?v=BXqW9UCqpc8>



Spring Term 1



Understanding the World

Look in the garden for mini beasts.



Talk about different kinds of shops. What do they sell: Fruit shops, butchers, supermarkets etc.

Look at the internet and you tube to find out where you get meat from, fruit from etc.

<https://www.youtube.com/watch?v=cZIIoQIFC3c>

<https://www.bbc.co.uk/bitesize/subjects/z7nygk7>

Talk about what
They eat in
Different parts
Of the world.





topic Go Wild!

Expressive Arts & Design

Painting: Giraffe hand prints, lion picture/masks using paper plates



Patterns: Use animals to make foot print marks with paint



Junk modelling: use glue, selotape etc to join together.

Spring Term 1



Cognition & Learning: Early Developmental skills

To explore different soft toys using their sense of touch and sight. To watch you tube videos about different wild animals, listening to the different sounds they make.

Lots of 'senses' activities such as using their taste, smell, touch hearing and eyes. Go into the garden and smell plants/flowers in the garden. While out there look for and listen to birds and look for mini beasts such as worms, snails which they could explore.

Messy play such as paints, mud gardens to encourage exploration.

Art activity would
Be interesting for
The children to do.





topic Go Wild!

Physical Development

Children can use their bodies to pretend they are different wild animals, stretching and moving like animals.

Keep active with Debbie Doo and Jungle kids Yoga on YouTube



Literacy

There are lots of phonic activities at different levels on Twinkl: www.twinkl.co.uk/offer.

Lots of reading activities such as: finding the letters from their names in catalogues and magazines. If possible cut them out (make sure they are supervised while doing this) and make a collage of their name.

Can they find words beginning with different initial letter sounds.

Mark making in different mediums such as flour, shaving foam, sugar etc to encourage fine motor skills.

Listening to different sounds in the home such as Hoover washing machine and in the garden such as birds dogs people chatting etc.

Spring Term 1



Social, Emotional & Mental Health

These activities are relaxing videos which promote health and wellbeing

<https://www.thriveapproach.com/mindfulness-activities-thrive/>

The Inside Out activities are good for feelings and emotion work.



Numeracy

To use any toy animals (cuddly toys) to count and sort. How many eyes do they have? If you put two animals together how many eyes are there now. If you add 1 more animal how many do they have? If you take 1 animal away how many are left? Can they make animals with equipment around the house such as kitchen roll holders, empty boxes, egg cartons? Talk about the different shapes they are using. Can they fill the boxes with different materials and then empty them. Can they fill cups/jugs with water and talk about full, empty, half full?

Number rhymes <https://www.youtube.com/watch?v=kHUw3JtqeJw>

Use toys/resources to talk about different colours.