



Photographic Images and clip art used in good faith and without permission.



Completed by the staff of
Sunningdale School

JW14



SUNNINGDALE SCHOOL

Home
&
Develop-
opportunities

learning
ment Op-



Class:

2

Topic:

Gardens and Greenhouses

JW14



Sunningdale School

Ideas for Home learning & Development Opportunities

The following booklet has been created by staff at Sunningdale School to give parents, carers and families some support and guidance with activities and opportunities they might like to do with their children at home.

Where possible staff have linked these to 'subject specific' learning areas although many of them will be cross contextual and relevant to development in a number of areas. They are categorised under the areas of:

- Cognition and Learning
- Communication and Interaction
- Sensory and Physical Development
- Social, Emotional and Mental Health

More ideas & activities...

Some websites you might find useful!

<https://www.ianbean.co.uk/>

<https://learnenglishkids.britishcouncil.org/songs>

https://www.oxfordowl.co.uk/for-home/library-page?view=details&query=&type=book&age_group=Age+3-4&book=&book_type=&series=

<https://www.pinterest.co.uk/>

<https://www.pinterest.co.uk/sunningdalescho/>

<http://www.sunningdaleschool.com/blogs/onlinegames.htm>

<http://www.sunningdaleschool.com/blogs/pupilyoutube.htm>

<http://www.sunningdaleschool.com/downloadable/smsc%20outdoor%20learning%20booklet%20jwaller.pdf>

<https://www.twinkl.co.uk/>

Other Ideas...



Please also have a look at the following links on the school website that have a range of ideas for pupils including a .pdf version of our outdoor learning booklet.

<http://www.sunningdaleschool.com/blogs/onlinegames.htm>

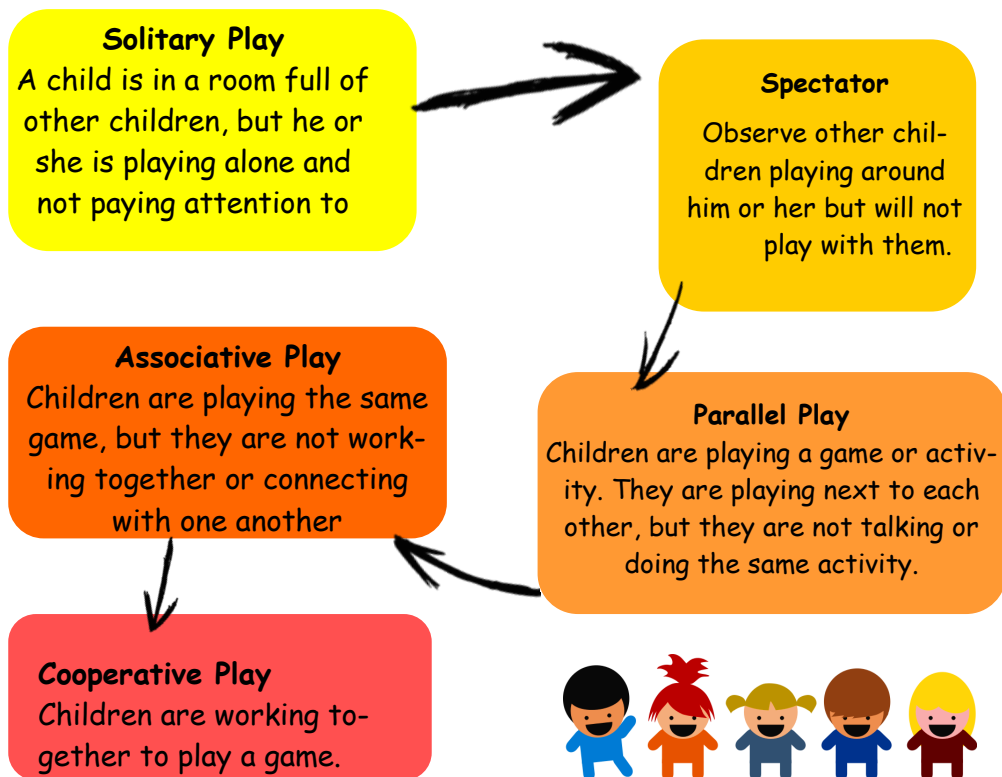
<https://www.pinterest.co.uk/sunningdalescho/>

<http://www.sunningdaleschool.com/downloadable/smsc%20outdoor%20learning%20booklet%20jwaller.pdf>

<http://www.sunningdaleschool.com/blogs/pupilyoutube.htm>

A little bit about play...

Children discover and learn about their world when they play. Play develops imagination and creativity and gives children practice in the social skills they need in the wider world. Children do not play for reward or because someone told to- They play because it is fun! By playing with one another, children learn social rules such as waiting, taking turns, cooperation and sharing things. Children usually go through stages of play as they grow. Children with SLD and PMLD will be unlikely to go through the stages of play at the ages defined by Child Development theories but they will still potentially go through them. It is therefore important to create opportunities for children with SLD and PMLD to experience each of the stages. JW.



Recipes

Cornflour slime

2 cups of cornflour

1 cup of water

Food colouring

Add the water slowly to the cornflour whilst mixing and encourage your child to judge if we

Fairy cakes

100g sugar

100g butter

2 eggs

1tsp vanilla extract

100g self raising flour

1. Cream the sugar and butter together

2. Add the eggs and vanilla extract and whisk

3. Stir in the flour

4. Spoon into cake cases

1. Mix all the dry ingredients in a bowl

2. Slowly add warm water and a little food colour and mix

Playdough

2 cups flour

1 cup salt

2 tbsp cream of tartar
(leave it out if you have none!)

2 tbsp oil

1 cup water

Food colouring

1. Encourage your child to cut the veg where possible!

2. Adult to fry veg until soft

3. Adult to add tomatoes and cook

Superworm spaghetti

Any veg you have in!

1 tin of tomatoes

Handful of spaghetti

For symbol recipes see Recipes resource!

**Education is not
the filling of a pail,
but the lighting
of a fire.**

- William Butler Yeats


Other ideas & activities...

Activities

Easter arts and crafts: There are lots of Easter arts and crafts ideas on <https://www.pinterest.co.uk/>, with everything from rabbit ears and Easter bonnets to egg designs and baskets.

Easter recipes: Recipes you can make together <https://www.bbcgoodfood.com/recipes/collection/easter-kids> See Recipes resource for more recipe ideas!

Garden Centre or Grocers roleplay: Taking turns to play in different roles! See Role Play resource for more ideas on this



Developing & Growing

Language Development:

Outdoor play activities are very powerful tools for developing a child's language or communication. This will be integral to social relationships and communication will be required to develop and support these.

Physical Development

Many outdoor activities can directly or indirectly develop gross and fine motor skills. Physical activities will also develop confidence in a specific environment (e.g. Forest School or Wildlife area).

Social Development

Outdoor learning will help a child to develop social skills such as taking turns and sharing and they will become aware of the emotions of others and start to slowly be able to take those emotions into account.

Emotional Development

All types of Play are useful as a means for a child to express their feelings, both negative and positive... Outdoors children can be taught to care for living things and build confidence in a less structured and natural environment.

Cognitive Development

Through any type of play or activity, a child has opportunities to develop ideas. Through outdoor learning they are able to investigate unusual materials, attempting more unusual activities and use resources in different ways.





topic Gardens and Greenhouses

Communication & Interaction

Using sensory experiences to look at likes, dislikes and making choices

Looking at Gardens and Greenhouses is a great way to explore the senses, your child can then let you know how they feel about different activities! How does your child react when exploring sensory activities such as soil, herbs, spaghetti worms or leaves? Do they turn and reach towards the activity and smile and let you know they like it? Or do they let you know that they dislike the activity by rejecting through body language, expression or speech? You could encourage choice making by offering 2 sensory activities and seeing which one your child wants to explore.

Requesting

You could encourage your child to request activities they find really motivating! Lots of pupils are requesting using PECS: <https://pecs-unitedkingdom.com/pecs/> (See PECS resource)



Turn-taking

Turn taking is really important communication skill that lots of pupils are working on. It can be practiced in: garden centre role play, cookery activities, rolling a ball to each other in the garden, taking turns when turning books in a story and taking turns to water when planting. Intensive interaction activities are also useful for many pupils <https://www.intensiveinteraction.org/>.

Music, Communication and Interaction

Music is a really useful tool to encourage lots of communication skills. This can be through songs, playing and sharing instruments or simply clapping and stamping. Things to look for could include: eye contact, vocalising, joining in, copying actions, requesting more and many many more! Songs linked to our topic include: Wiggly Woo, I Dig My Garden, Two Little Dickie Birds and Little Peter Rabbit. Singing Hands and Mr Tumble have lots of Makaton signed songs on YouTube!



Little Peter Rabbit

Singing Hands: Little Peter Rabbit - Makaton Sign Language

of

out

Gardens and Greenhouses



Understanding the World

Science and History activities

Planting seeds and flowers: Seeds don't have to be from the garden centre in packets! You could find seeds in apples, plums etc, plant them in some soil and observe what happens (exploring the soil and water is also lots of fun!). Where do the plants grow best? You can investigate dark vs light, warm vs cold, watered vs not-watered. Once the plants start to grow, why not measure which is the tallest?



Looking after plants in the house and garden: Lots of the pupils in our class have really enjoyed looking after the herbs we have planted. It takes lots of responsibility to remember to water the plants each day!

Bug hunts: Looking for insects is lots of fun! What can you find? How many legs do they have? Are there lots of them? Where do the different insects live? (See Bug Hunt resource!)

Looking through old photos to see the growth of ourselves: As well as looking at plants and flowers growing, you could look at old photos of your child and share how they have grown and changed!

RE (Easter) activities

There are lots of Easter activities you can enjoy together such as:

Easter recipes: Decorating 'Easter biscuits' is a great way to develop fine motor skills and show off some artistic flair! (<https://www.bbcgoodfood.com/recipes/iced-easter-biscuits>). Easter nests are also a simple treat to make (<https://www.bbcgoodfood.com/recipes/shredded-wheat-nests>).





topic Gardens and Greenhouses

Expressive Arts & Design

Music activities

Instrument sounds: Music can be made using just about anything in the house including: pans and their lids, spoons, noisy paper, bubble wrap, tinfoil... You can even make your own instruments by putting some pasta or rice in a lunchbox to make a shaker, stretching some elastic bands over an open box to make a guitar or a mixing bowl and a wooden spoon make an excellent drum! What about body percussion: clapping hands and banging feet. Can your child play any of the instruments independently and appropriately. Try some turn-taking activities with the instruments, can you both take turns as if having a 'conversation' with the instruments. Can your child play fast, slow, loud, quiet on demand? You could also try copying each others simple music patterns.

Songs that we've been enjoying in class include lots of nursery rhymes. We also enjoy the British Council songs (<https://learnenglishkids.britishcouncil.org/songs>) and action songs such as: Debbie Doo, Heads, Shoulders, Knees and Toes and Baby Shark.

Other songs linked to our topic include: Wiggly Woo, I Dig My Garden, Two Little Dickie Birds and Little Peter Rabbit.



Cookery activities

You could explore different textures, tastes and smells such as feeling wet slimy spaghetti worms vs dry oat gravel. You can also practice cutting, rolling, measuring, reading and counting by cooking simple recipes together. Looking for

some sensory play ideas? You could make playdough or cornflour slime together in the kitchen! If you can get outside in the garden you can practicing mixing and scooping with mud 'cooking' outside. Other recipes linked to our topic range from: baking cakes and watching them 'grow', edible soil(<https://www.bbcgoodfood.com/user/243939/recipe/chocolate-soil-crumbs>) to

'Superworm spaghetti'. See Recipes resource for more!



Art and Design Technology activities

Flower and leaf prints: See what flowers and leaves you

Gardens and Greenhouses



Cognition & Learning: Early Developmental skills

If you can get outside into a garden there are lots of activities you can do:

You could make and fly carrier bag kites, watch and feel what the wind does to ribbon or fabric streamers or listen to and reach out towards wind chimes.

If it's warm and sunny why not look at the colours of the flowers in the garden and smell their scents, feel the cool grass on your skin or listen to the environmental sounds and work out where they're coming from, whether it be bees buzzing or cars whizzing past.

The rain provides lots of early learning experiences! See what happens when you splash in puddles! You could also feel the rain on your skin, discover how the dry soil turns into mud or put an umbrella up and listen to the sounds the rain makes as it bounces off.



Other fun activities include: making bird feeders (<https://www.bbc.co.uk/cbeebies/makes/bird-feeder>), digging for worms, playing with wet and dry soil or hunt for different textures to feel: sharp twigs, smooth stones, soft feathers and sticky weeds!

Can't get outside? You can still explore gardens and greenhouses from inside the house:

Spaghetti worms are easy to make, just add food colouring to cooked spaghetti. They can be explored with all the body and are fun and slimy!



You could fill a bowl full of different garden textures (twigs, grass, spaghetti 'worms', wet and dry leaves...) and explore the different textures with hands and feet. Does your child prefer the wet or dry textures?

You can use spray bottles to make a rain 'mist'; a torch, warm towels and flannels from the radiator can recreate the sun; does your child enjoy being fanned with paper or a fan to recreate wind? icy water can allow you to feel the cold from in-



topic Gardens and Greenhouses

Physical Development

PE: In PE this half term we have been working on our balance skills. If outside you could try balancing on logs and stones, pupils can practice their skills on uneven surfaces too. We have also been looking at how we can make our bodies grow through stretching tall and wide!

Lots of our pupils enjoy Debbie Doo; Heads, Shoulders Knees and Toes, Baby Shark and other actions songs:

<https://www.youtube.com/user/DebbieDooTV>

<https://www.youtube.com/watch?v=XqZsoesa55w&t=3s>

https://www.youtube.com/watch?v=NwT5oX_mqSO



Outdoor and gardening activities can promote gross and fine motor development too! Some gardening activities could include: using spray bottles to water plants, sweeping up, drawing lines and shapes in soil, pulling up weeds and picking up and

Literacy


Books and Stories: There are lots of books you could read and recall together linked to 'Garden's and Greenhouses'.

Superworm <https://www.youtube.com/watch?v=7Jnk3XApKBg> which you could link to bug hunts, playing in worm spaghetti and superheroes!

Jasper's Beanstalk <https://www.youtube.com/watch?v=A4OIrJWXfjs> which you could share alongside learning about planting, growth and ordering the days of the week.

The Very Hungry Caterpillar <https://www.youtube.com/watch?v=btFCtMhF3iI> can be linked to tasting and exploring food, ordering the days of the week, exploring growth and change are fun things to do alongside this story!

Phonics: Some of our pupils have been working on some phonics activities and we will provide activities for relevant pupils. Sound discrimination activities are en-



Gardens and Greenhouses



Social, Emotional & Mental Health

Not being at school: We are aware many of our pupils may find not being at school challenging. They may also have some worries about Covid-19. Kristy the school nurse has provided staff with a social story about Covid-19 which includes a section about not being at school if you think your child will find it useful. <https://theautismeducator.ie/2020/03/11/corona-virus-social-story/>



Understanding routines: In class we have a range of visual and auditory cues to let pupils know what is happening now and next. These are things which could easily be used at home! (<https://www.bbc.co.uk/cbeebies/curations/days-of-the-week>, <https://www.youtube.com/watch?v=MZW5I7KEZg0>)

Sharing and turn-taking: We have been doing lots of work on sharing resources

Numeracy

There are lots of numeracy skills to be working on when learning about Gardens and Greenhouses including:

- Using leaves, fruit, flowers to create repetitive patterns.

- Making sets of leaves, seeds, flowers

- Exploring filling and emptying containers with different materials

- Counting ingredients when cooking or making playdough, count insects on bug hunts, count out items when playing in a role play garden centre.

- Work with playdough.

- Share counting songs and rhymes round and round the garden etc. A particular favourite counting song is: five little moneys, lots of our pupils enjoy discarding a toy when it is time for a monkey to fall off

