



Home Learning & Development Opportunities



EYFS & Key Stage 1

topic

Me & Other People

Cognition & Learning

Who Am I?

Exploring Mirrors



Use mirrors to help the children identify & become familiar with simple facial features such as eyes, mouth & nose.

Face Jigsaws .



Create a simple jigsaw of your child's face. Cut a photograph into strips. To help, put a copy of the whole photograph underneath for them to match.

Photo Books



Work with your child to create a book containing photographs of your child and their family for them to look through. Name and point out different people.

Paper Plate Faces.



Make paper plate faces using whatever you can find around the house - give the children different textures to explore and feel. Help the children find the correct places for the eyes, nose, mouth etc, using mirrors and showing them where they are on their own face.



Cognition & Learning

Body Awareness

My Hands & Feet.



Use paint to create hand and foot prints.

Explore senses– Can your child identify which part of their body they see/ hear/ touch/ taste/ smell with. How do they react to different smells/ tastes etc.

Look at bodies



Draw around your child and encourage them to draw around you and other members of your household. You can colour them in, cover them in pictures of each others likes and compare heights.

Dressing up Activities.



Exploring body parts using different types of clothes e.g. hats, gloves, glasses, shoes etc. Are the children able to identify where on their own body these different types of clothes go?

Build house




Look at where you live and build your house with your child. These could be from junk materials or bricks. Can they build family members houses too and create a village?

Body Awareness Stories


From Head to Toe

<https://www.youtube.com/watch?v=Vjum-5bNmz0>




The Rainbow Fish

<https://www.youtube.com/watch?v=ifXlc0QI2kY>




Elmer

https://www.youtube.com/watch?v=M6nuNSOV_9c



Ronald the Rhino



**Class****EYFS & KS1****topic****Me & Other People**

Communication & Interaction

Sensory Tac Pac Activities.

Many of you will be aware of 'Tac Pac' and may have seen it in some form as your child has accessed different services and sensory groups etc. We use it in School to help build relationships with the children, develop communication techniques, eye contact and turn taking etc.

I am aware that many of you will not have access to the type of 'tac pac' activities we carry out with children in school—but you can still do sensory tac pac style activities, to your child's favourite music, using every objects you have access to in her home!.

Just remember the same object each time for the same song!

Soft
Hair Brushes



Wooden
Spoons



Feather
Dusters



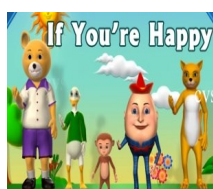

Empty
Bottles



Textured
Materials



Body Awareness Songs.



Sing body awareness songs with your children, to help them identify different parts of their body.

Songs such as: - Head, Shoulders, Knees & Toes, Dingle Dangle Scarecrow, If your Happy & You Know It, One Finger One Thumb, Everybody Do This and I've Got a Body.

How does your child let you know which ones

All About Me Sensory Board




Create a sensory board by collecting your child's favourite things e.g. smells, textures, colours, sounds etc. How does your child show preferences?

Mirror Play



Communication

Encourage your child to request their favourite items using PECS Makaton, gesture or vocalisations.



Encourage your child to look at their own/others reflection. Watch for them showing recognition, watching their own/others movements or reaching out to touch etc.

**Class****EYFS & KS1****topic****Me & Other People**

Social, Emotional & Mental Health

Exploring Photographs of

Special People.



Using I Pads, Tablets, Phones etc take pictures of special people - family & friends and share these with the children. If they are able to help the children to take some special photos themselves.

Face painting.



Paint your child's face using washable face paints. Encourage them to paint your face too!

Me and My Family.




Using some of your special photographs- make a lovely family picture with your children.

Emotions



Introduce 'happy' and 'sad' to your child. Demonstrate facial expressions and show photographs/pictures to your child. Use the language 'happy' or 'sad' in context, relating it to everyday situations.

Stay in touch with school, friends and family.



Video call people! Does your child recognise the person on the screen? How do they react? After the call can they tell you about who they saw?

Play together.



This could be role play such as playing 'homes', making play dough or exploring sensory play. Can your child take turns, let you know how they feel about the play and play cooperatively?



Class

EYFS & KS1 **topic**

Me & Other People

Physical & Sensory Development

Exploring Body Movements



To help develop body awareness and encourage independent body movements use a helium balloon and encourage the child to move the balloon using either their arms or legs.

Body Awareness Activities



Using whatever you have at home e.g. tents, tunnels, hoops balls, trampolines etc encourage the children to explore different types of movements such as in, out, under over, around.


Sensory Exploration



Encourage the children to explore a range of sensory media and mark making activities using their hands and fingers, feet and toes.

Include a range of different textures both wet & dry e.g. flour, gloop, play dough, water play.

Busy Boards.



Create a busy board to develop fine motor skills. Include things like: a light switch, handles, security locks, bell.

In and Out .



Putting things into containers and taking them out again.

Cookery



Try making gingerbread men or face pizzas. Encourage your child to explore/taste the ingredients and help with pouring, mixing, cutting etc.

Make a play dough family.



Make some at home and make people and faces. Does your child use both hands, can they roll/ splat/ prod/ pinch etc.

Make different shapes with your bodies:

Work on your child's body awareness. Can they jump like a star, stretch like a tree or walk on all fours like an animal?

