



Home Learning & Development Opportunities

Class

2

topic

Who am I?

Cognition & Learning

Collage - Create a collage of your child. Encourage your child to explore the different collage materials and watch for their responses. Name and point out different body parts.



Photo Book—Work with your child to create a book containing photographs of your child and their family for them to look through. Name and point out different people.

Face Jigsaw - Create a simple jigsaw of your child's face. Cut a photograph into strips. To help, put a copy of the whole photograph underneath for them to match.






Stories - Read or watch stories using simple props to support engagement:

From Head to Toe - <https://www.youtube.com/watch?v=Vjum-5bNmz0>

The Rainbow Fish - <https://www.youtube.com/watch?v=ifXlc0QI2kY>

Elmer - https://www.youtube.com/watch?v=M6nuNSOV_9c



topic Who am I?

Communication & Interaction

All About Me Sensory Board - Create a sensory board by collecting your child's favourite things e.g. smells, textures, colours, sounds etc. How does your child show preferences?



Mirror Play – Encourage your child to look at their own/others reflection. Watch for them showing recognition, watching their own/others movements or reaching out to touch.



Social, Emotional & Mental Health

Face painting - Paint your child's face using washable face paints. Encourage them to paint your face too!



Emotions - Introduce 'happy' and 'sad' to your child. Demonstrate facial expressions and show photographs/pictures to your child. Use the language 'happy' or 'sad' in context, relating it to everyday situations.



Physical & Sensory Development

Busy Board - Create a busy board to develop fine motor skills. Include things like: a light switch, handles, security locks, bell.



In and Out - Putting things in containers and taking them out.

Cookery - Try making gingerbread men or face pizzas. Encourage your child to explore/taste the ingredients and help with pouring, mixing, cutting etc.

