



Photographic Images and clip art used in good faith and without permission.



Completed by the staff of
Sunningdale School JW14



SUNNINGDALE SCHOOL

Home learning
&
Development Opportunities



Class:

Topic:



Sunningdale School

Ideas for Home learning & Development Opportunities

The following booklet has been created by staff at Sunningdale School to give parents, carers and families some support and guidance with activities and opportunities they might like to do with their children at home.

Where possible staff have linked these to 'subject specific' learning areas although many of them will be cross contextual and relevant to development in a number of areas. They are categorised under the areas of:

- Cognition and Learning
- Communication and Interaction
- Sensory and Physical Development
- Social, Emotional and Mental Health

Indoor family treasure hunts



Rainy Day Scavenger Hunt




Fine motor: pegs and washing line:

Look at same/different socks, counting, matching etc



More ideas & activities...

Listen to household sounds from different rooms in the house, bathroom, bedroom etc.



Write letters to friends and family

Hello My Dear Friend:

I want to tell you:

I encourage you to:

With Love,

A cartoon scarecrow wearing a straw hat and overalls, holding a pumpkin. The letter template has a decorative border with autumn leaves and pumpkins.

Other Ideas...



Please also have a look at the following links on the school website that have a range of ideas for pupils including a .pdf version of our outdoor learning booklet.

<http://www.sunningdaleschool.com/blogs/onlinegames.htm>

<https://www.pinterest.co.uk/sunningdalescho/>

<http://www.sunningdaleschool.com/downloadable/smsc%20outdoor%20learning%20booklet%20jwaller.pdf>

<http://www.sunningdaleschool.com/blogs/pupilyoutube.htm>



Collect rain in a bottle and measure how much is collected, can be put on a window ledge and looked at through the window.

A little bit about play...

Children discover and learn about their world when they play. Play develops imagination and creativity and gives children practice in the social skills they need in the wider world. Children do not play for reward or because someone told to- They play because it is fun! By playing with one another, children learn social rules such as waiting, taking turns, cooperation and sharing things. Children usually go through stages of play as they grow. Children with SLD and PMLD will be unlikely to go through the stages of play at the ages defined by Child Development theories but they will still potentially go through them. It is therefore important to create opportunities for children with SLD and PMLD to experience each of the stages. JW.

Solitary Play

A child is in a room full of other children, but he or she is playing alone and not paying attention to

Spectator

Observe other children playing around him or her but will not play with them.

Associative Play

Children are playing the same game, but they are not working together or connecting with one another

Parallel Play

Children are playing a game or activity. They are playing next to each other, but they are not talking or doing the same activity.

Cooperative Play

Children are working together to play a game.



Working towards a goal:

Brush my teeth

Fasten my shoes

Try new foods

Use a knife and fork

Wash my face

Put my socks on



Helping with the cooking, follow a recipe



Education is not
the filling of a pail,
but the lighting
of a fire.

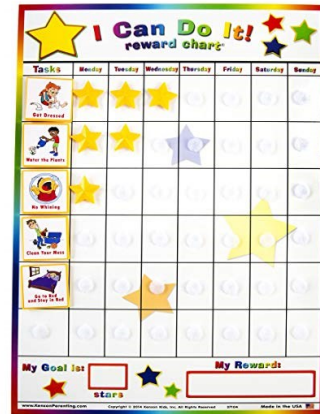
- William Butler Yeats

Other ideas & activities...

Encourage a routine



Reward charts



Sticker books



Scrap books: use photographs
Magazines, Argos catalogues,
Drawings etc



Developing & Growing

Language Development:

Outdoor play activities are very powerful tools for developing a child's language or communication. This will be integral to social relationships and communication will be required to develop and support these.

Physical Development

Many outdoor activities can directly or indirectly develop gross and fine motor skills. Physical activities will also develop confidence in a specific environment (e.g. Forest School or Wildlife area).

Social Development

Outdoor learning will help a child to develop social skills such as taking turns and sharing and they will become aware of the emotions of others and start to slowly be able to take those emotions into account.

Emotional Development

All types of Play are useful as a means for a child to express their feelings, both negative and positive... Outdoors children can be taught to care for living things and build confidence in a less structured and natural environment.

Cognitive Development

Through any type of play or activity, a child has opportunities to develop ideas. Through outdoor learning they are able to investigate unusual materials, attempting more unusual activities and use resources in different ways.





topic

The Wider World

Communication & Interaction

Discuss the weather around the world discussing how it might feel like to be hot or cold.

To Use symbols of weather for support.

Discuss different clothes people around the world might wear and how this is different from the clothes we wear.

Holiday: what type of clothes might you wear.

To use technology such as ipads, computers and TV to watch different celebrations from around the world

https://www.youtube.com/results?search_query=celebrations+from+around+the+world

Children to watch "something Special" to increase



The Wider World



Understanding the World

Scientific work: Mix things together, use clear plastic pots, spoons, lolly sticks etc. Use cooking oil, vinegar, baking powder, salt, sugar, water, flour, ketchup, ice, baby oil, corn flour, food colouring etc.

Religious experiences: Look at familiar stories, Noah and the Arc, Jonah and the Whale,


Look at the weather, discuss different countries: hot/cold, draw pictures of going on holidays, cut/stick out of magazines/brochures etc.

Cold: Put water into moulds, freeze objects into ice, add salt to dissolve the ice, use a range of moulds (large, small, balloons, rubber gloves etc) Grate ice to make snow. Add food colouring and freeze, layer colours

Hot: Find clothes in the house and try on, clothes for different weather (hot, cold, rain, snow etc)

Photographs: look at family photographs, from babies to old age

Treasure Hunts: hide items around the house, to find, add clues etc





topic The Wider World

Expressive Arts & Design

Printing: Use items from around the house to make marks into playdoh

Play doh: 2 cups of flour

1 cup of salt

2 tablespoons of oil

2 teaspoons of cream of tartar

2 cups of water

Drop of colouring



Put altogether in a pan and cook on the hob, stirring until firm.

Patterns: Use a different fruits from different countries to print patterns.

Junk modelling: use glue, selotape etc to join together.

Music: listen to different types of music and music from different countries, listen to different languages on the internet.

Materials: explore a range of texture and pattern around the house.

The Wider World



Cognition & Learning: Early Developmental skills

Reading stories together and discussing the story afterwards. Looking at the main characters, retelling the story and making marks to represent the story.



shutterstock.com • 394222996

To use flour, salt, shaving foam, gloop to make marks in.



To use you tube to listen to different animal sounds from around the world.

To use their hands to feel the different textures in the garden, wood, grass etc



topic The Wider World

Physical Development



Children can use their bodies to pretend they are different animals from around the world, while listening to music of animals from You Tube.



Cosmic kids yoga linked to topics exploring places.


To dance to different genres from around the world such as flamenco, salsa, line dancing.

Literacy

Phonics work: www.phonicsplay.co.uk

Username: march20

Password: home



Access dough disco on You Tube to develop fine motor skills.

The Wider World



Social, Emotional & Mental Health

<https://www.thriveapproach.com/mindfulness-activities-thrive/>

These activities are videos which promote health and wellbeing.

Attachment and games that promote turn taking such as snakes and ladders, snap and dice games



Numeracy

Look at placement 1st 2nd 3rd in home situations

To use socks/shoes /different food items to match and sort and to talk about same/different.

Look at lines of symmetry in household objects

Look at half, quarter, etc

Look at time and the clock

Number Songs from You Tube

